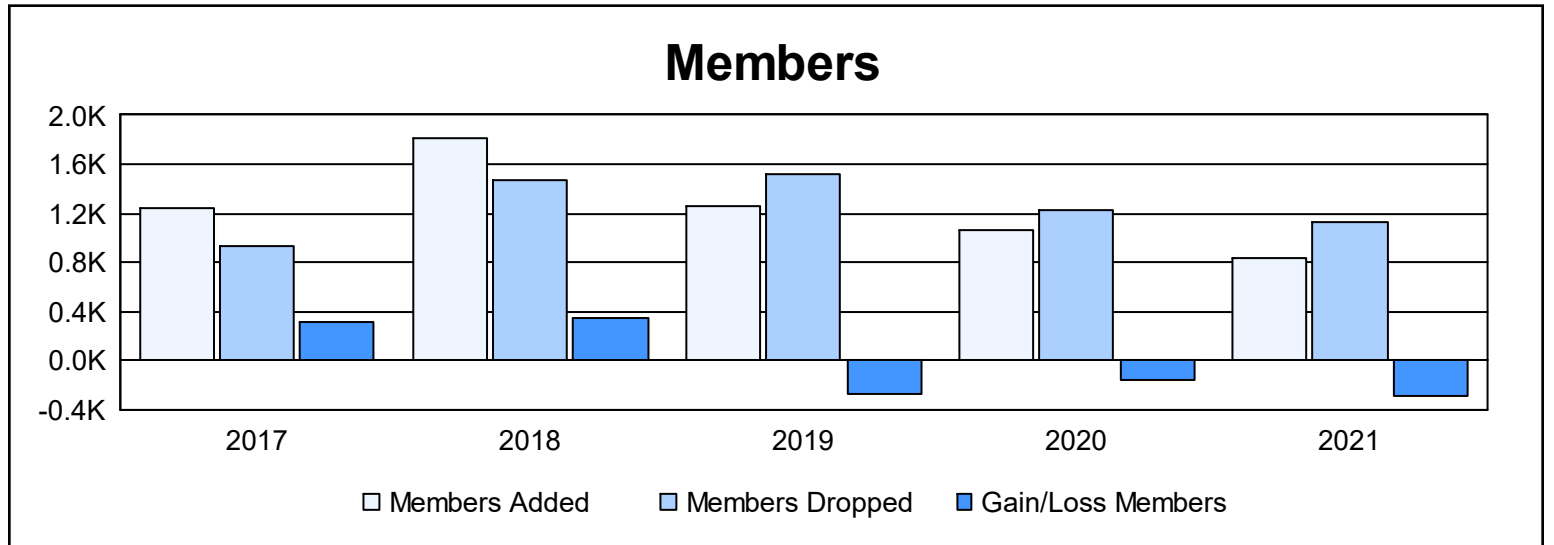
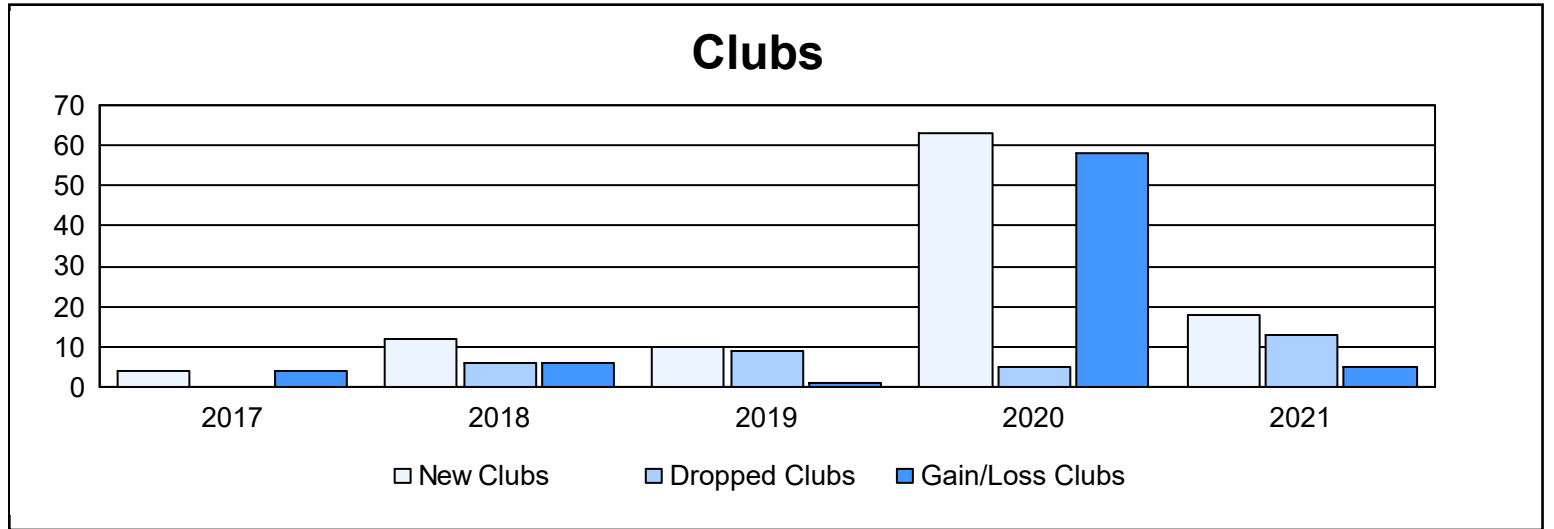
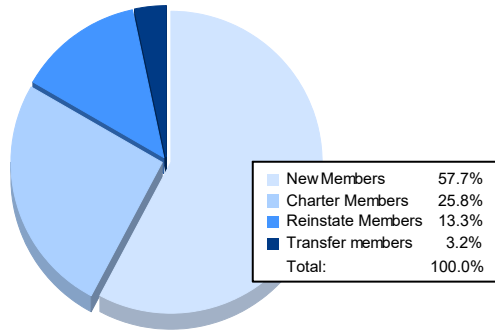


| Year           | New Clubs | Dropped Clubs | Gain/ Loss Clubs | New Members | Charter Members | Reinstate Members | Transfer Members | Total Member Added | Total Members Dropped | Gain/ Loss Members |
|----------------|-----------|---------------|------------------|-------------|-----------------|-------------------|------------------|--------------------|-----------------------|--------------------|
| 2016-2017      | 4         | 0             | 4                | 888         | 182             | 159               | 13               | 1,242              | 934                   | 308                |
| 2017-2018      | 12        | 6             | 6                | 1,107       | 492             | 207               | 6                | 1,812              | 1,473                 | 339                |
| 2018-2019      | 10        | 9             | 1                | 613         | 328             | 303               | 15               | 1,259              | 1,525                 | -266               |
| 2019-2020      | 63        | 5             | 58               | 322         | 551             | 179               | 15               | 1,067              | 1,223                 | -156               |
| 2020-2021      | 18        | 13            | 5                | 481         | 215             | 111               | 27               | 834                | 1,130                 | -296               |
| <b>Average</b> | <b>21</b> | <b>7</b>      | <b>15</b>        | <b>682</b>  | <b>354</b>      | <b>192</b>        | <b>15</b>        | <b>1,243</b>       | <b>1,257</b>          | <b>-14</b>         |



### Membership Composition June 2021 Cumulative



### Gender Composition June 2021 Cumulative

